

6GFM200G

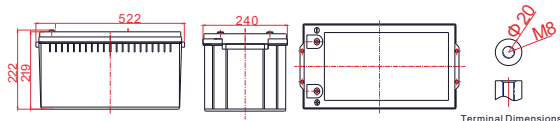


GENERAL FEATURES

- Nanosilica colloidal electrolyte and high tin positive plate alloy design to enhance battery performance
- Relatively rich electrolyte, high temperature and low temperature performance is superior
- Long cycle life, excellent deep cycle discharge ability
- Excellent charge acceptance ability
- Precision sealing technology
- Long life



Dimension: 522(L)×240(W) ×219(H)×222(TH) Unit: mm



APPLICATIONS

- Solar / wind energy and other new energy storage
- UPS/EPS
- Power systems
- Telecommunications system
- Emergency lighting, Auto control system
- Other general purpose

SPECIFICATION

Nominal Voltage	12V
Nominal Capacity	200Ah
Design life	12 years
Terminal	M8
Approx. Weight	Approx 61.5kg(136lbs)
Container Material	ABS
Rated Capacity	200.0Ah 10Hour Rate (20.0A to 10.8V)
	158Ah 3Hour Rate (52.6A to 10.8V)
	128Ah 1Hour Rate (128A to 10.5V)
Internal resistance	Full charged at 25°C: 3.2 mΩ
Max. Discharge Current	2400A(5S)
Operating Temperature	Discharge : -40 ~60 °C (-40~ 140°F)
	Charge : -20 ~50 °C (-4~ 122°F) Storage: -20 ~50 °C (-4~ 122°F)
Charge Method(25 °C)	Charge current: Max.50.0A; Recom.20.0 A
	Float Charge:13.5-13.8V,recom.13.8V(-18mV/ °C)
	Equalize charge:13.8-14.1V,recom.14.1V(-24mV/ °C) Cycle charge:14.4-15.0V,recom.14.7V(-30mV/ °C)
Self discharge	3 % o f capacity declined per month at 25°C

Constant Current Discharge Characteristics Unit: A (25 °C, 77 °F)

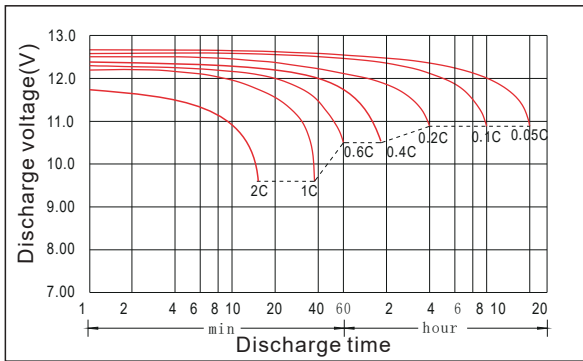
FV/Time	15min	30min	1h	2h	3h	5h	8h	10h	20h
1.60V	367	223	132	75.7	54.9	36.9	24.2	20.7	10.9
1.65V	356	220	131	75.3	54.4	36.5	24.0	20.5	10.8
1.70V	348	216	130	74.7	53.6	36.1	23.8	20.3	10.7
1.75V	337	214	128	73.6	53.0	35.7	23.6	20.1	10.7
1.80V	314	205	125	72.2	52.6	34.8	23.4	20.0	10.6
1.85V	280	187	116	68.6	49.6	33.0	22.5	19.3	10.5

Constant Power Discharge Characteristics Unit: W/cell (25 °C, 77 °F)

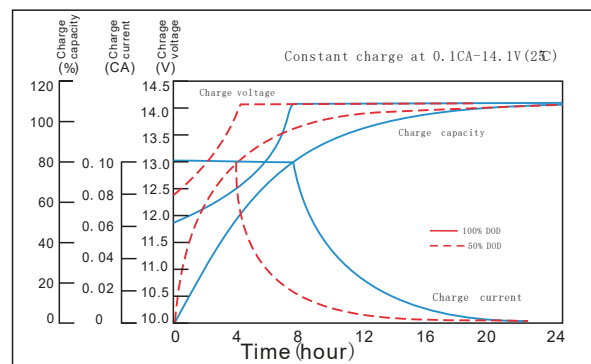
FV/Time	15min	30min	1h	2h	3h	5h	8h	10h	20h
1.60V	647	404	250	143	104	69.9	47.1	39.8	21.5
1.65V	636	400	248	143	103	69.5	46.7	39.4	21.4
1.70V	628	400	246	142	103	69.0	46.5	39.0	21.3
1.75V	624	398	244	141	102	68.6	46.1	38.6	21.2
1.80V	590	389	242	141	102	67.8	45.7	38.2	21.1
1.85V	527	357	225	135	97	64.7	44.2	37.6	20.9

Disclaimer:Manufacturers have the right to self-modify the parameters of the product updates,please keep in touch with manufacturers to obtain the latest information.

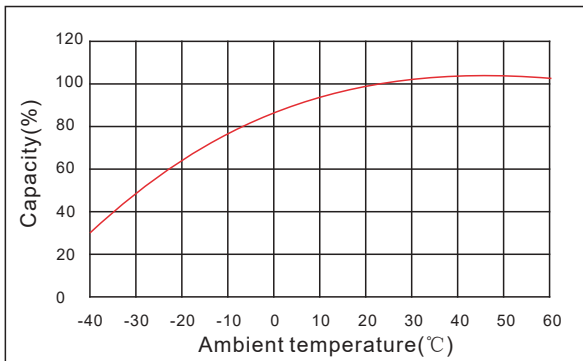
Discharge characteristic



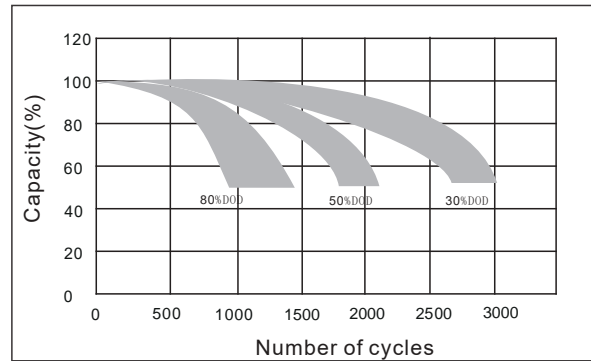
Charging characteristic



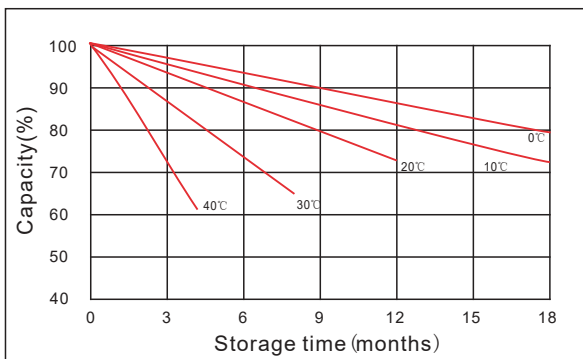
The effect of temperature on capacity



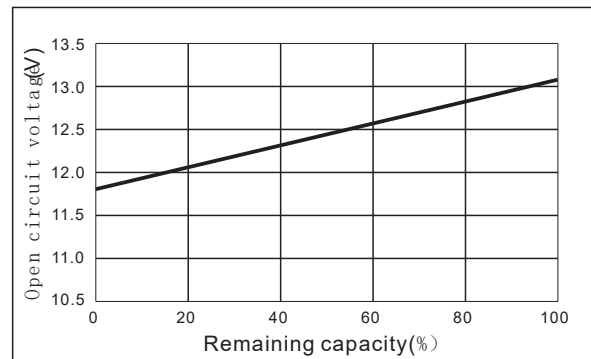
The effect of discharge depth on cycle life



Curves of selfdischarge



Curves of open circuit voltage vs. capacity



Nuuko Power Co.,Ltd.

Mob./Whatsapp/Wechat:+86 13484066612 E-Mail:info@nuukopower.com

Web:www.nuukopower.com Skype:info@nuukopower.com

Add:NO.3 Chuangxin Technology Park,Xinzhan District 230012 , Hefei City,Anhui Province,China.